


LET'S GET COOKING

and be inspired about food!



Let's make some tasty **FRUIT FACES!**

Ask an adult to help slice up the fruit for you to use.



It might look like this!

Make a list of the fruit you might use.

.....

.....

.....

.....

PAIRS!

Draw around the 2 cabbages that are an exact match.

Use this space to DRAW your own Fruity Face!



Word Search

S	P	E	A	R	P	Z	U	T
T	L	F	I	L	G	A	B	K
R	A	O	W	E	A	W	A	I
A	P	P	L	M	R	A	T	W
W	T	D	O	O	D	S	T	I
B	A	N	A	N	A	T	E	O
E	C	F	S	M	N	E	R	I
R	S	T	Y	R	E	S	I	L
R	O	R	A	N	G	E	L	Z
Y	R	G	A	P	P	L	E	D

Cross out each word as you find them in the grid.

- APPLE
- KIWI
- ORANGE
- BANANA
- LEMON
- STRAWBERRY
- PEAR

Use the dots to help you colour in the fruit faces.



Name _____

Class _____

